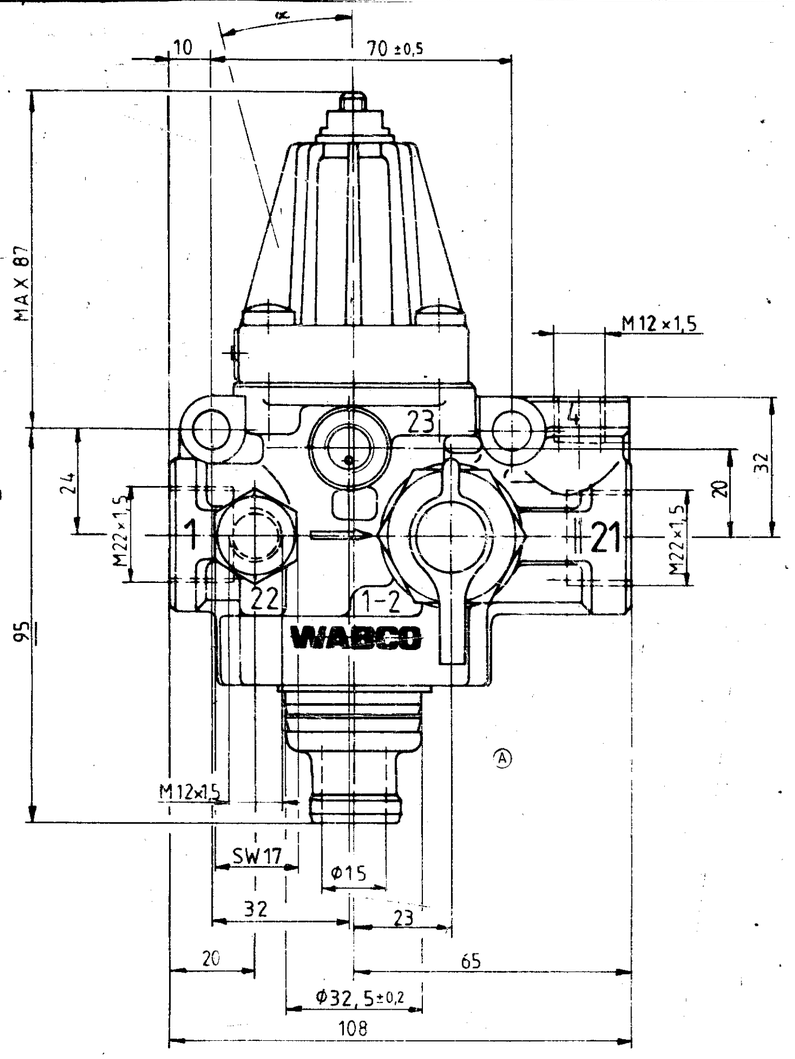


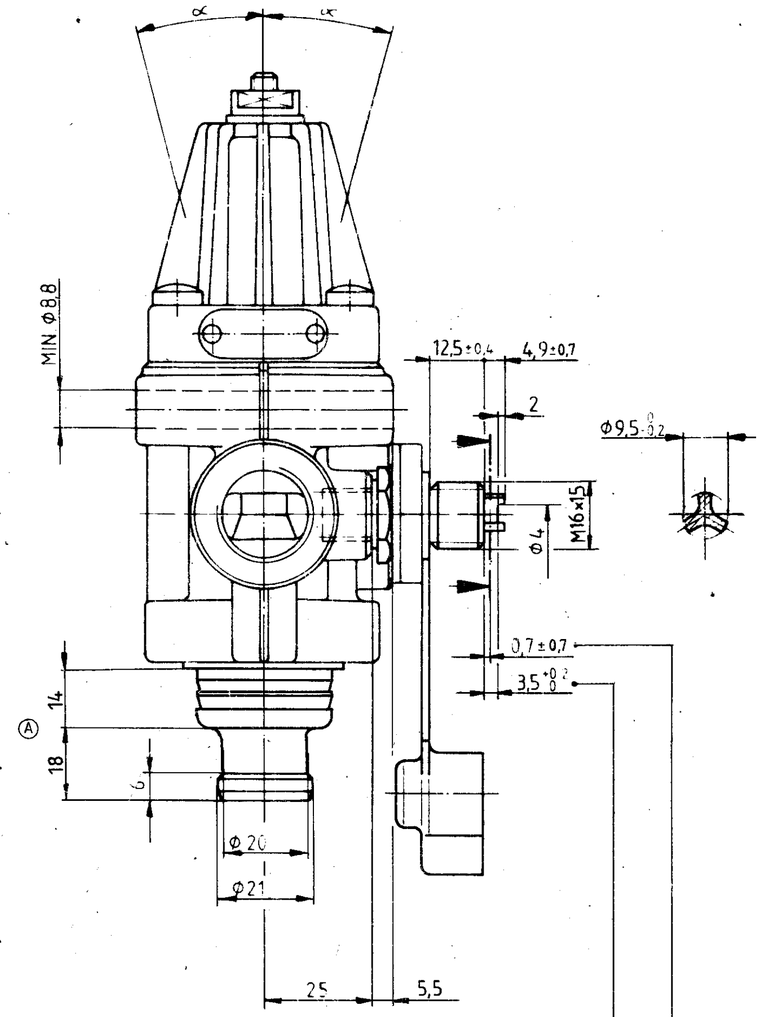


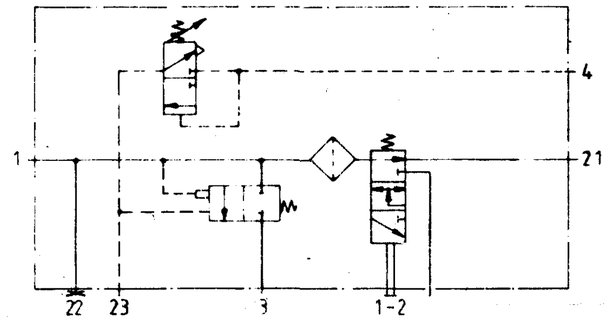


1 = INLET
EINGANG
ALIMENTATION
ALIMENTAZIONE

21 = OUTLET
AUSGANG
SORTIE
USCITA

22 = AUXILIARY SUPPLY
NEBENVERBRAUCHER
JONCTION AUXILIEIRE
ORIFICIO ACCESSORIO

23 = OUTLET (FOR CONTROL IMPULSE) MAX. VOLUMEN OF AIR = 0,06 l
AUSGANG (FUER STEUERIMPULS) MAX. ZU BELUEFTENDES VOLUMEN $V_{MAX}$=0,06 l
SORTIE
USCITA

4 = CONTROL PORT
STEUERANSCHLUSS
ORIFICE DE COMMANDE
ORIFIZZIO DI COMANDO

1-2 = TIRE INFLATION DEVICE
REIFENFUELLANSCHLUSS
PRISE POUR GONFLAGE PNEUM
PRESA PER GONFIAGGIO PNEUM

3 = EXHAUST FOR COMPRESSOR IDLING
ENTLUEFTUNG BEI LEERLAUF
ECHAPPEMENT POUR MARCHE A VIDE DU COMPRESSEUR
SCARICO PER MARCIA A FOLLE DEL COMPRESSORE

INSTALLATION POSITION
EINBAULAGE
POSITION D'INSTALLATION
POSIZIONE DI MONTAGGIO

α = 0° 15°

POSITION OF VALVE STEM FOR FILLING THE RESERVOIRS
VIA TIRE INFLATION DEVICE
STOESSELSTELLUNG ZUM AUFFUELLEN DER LUFTBEHAELTER
UEBER REIFENFUELLVENTIL
POSITION DU POUSSOIR REMPLISSAGE DES RESERVOIRS
VIA PRISE PER GONFLAGE
POSIZIONE DELLO STELO PER RIEMPIMENTO DEI SERBATOI
VIA PRESA PER GONFIAGGIO PNEUMATICI

POSITION OF VALVE STEM FOR TIRE INFLATING
STOESSELSTELLUNG FUER REIFENFUELLEN
POSITION DU POUSSOIR POUR GONFLAGE DES PNEUS
POSIZIONE DELLO STELO PER GONFIAGGIO PNEUMATICI

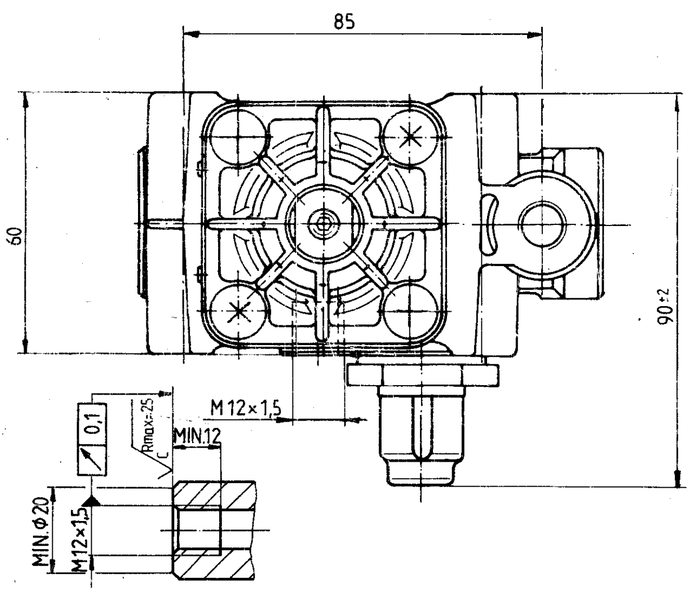


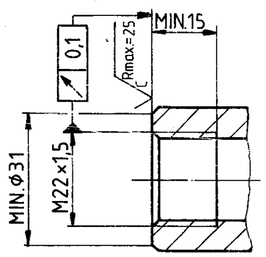


| | | | | | | | | | | | |
|---|---|---|---|---|---|---|---|---|---|---|---|
| FURTHER TECHNICAL DATA SEE | | | | | | | | | | | |
| IDENTIFICATION No 975 303 060 0 | | | | | | | | | | | |
| CODE FOR DOCUMENT 605 | SHEET 2/2 | TO | | | | | | | | | |
| GENERAL TOLERANCES | | | | | | | | | | | |
| CLASS | RANGE OF NOMINAL DIMENSIONS (± mm) 1) | ≤ 50 | > 50 ≤ 180 | > 180 ≤ 400 | > 400 | | | | | | |
| I | X | 0,5 | 1 | 1,5 | 2 | ± 3° | | | | | |
| II | | 1 | 2 | 3 | 4 | | | | | | |
| III | | 2 | 3,5 | 5 | 6,5 | | | | | | |
| TAPPED HOLES ACC ISO 4039 | | | | | | | 33597 | 2x | A | 86-05-30 | |
| 1) TOLERANCE CLASS APPLIED CROSSMARKED | | | | | | | CHANG No | LETTER | | DATE | |

COPYRIGHT BY WABCO

| DATE | SIGNATURE |
|---|---|
| DRAWN 85-04-16 | P. Brink |
| CHECKED 85-04-16 | Hans Müll |
| STANDARDIZATION 85-04-22 | Gunter |

**WABCO**

COMBINED UNLOADER
DRUCKREGLER
REGULATEUR DE PRESSION
GRUPPO DI REGOLAZIONE

| MASS | SCALE | IDENTIFICATION | CODE FOR DOCUMENT | SHEET |
|---|---|---|---|---|
| 0,7 kg | 1:1 | 975 303 474 0 | 605 | 1/1 |
| SIZE A2 | TRI 140 | CODE FOR FUNCTION 502 | CODE FOR SHAPE | REPLACEMENT FOR |

100 mm

Toute communication ou reproduction de ce document et toute exploitation ou communication de son contenu sont interdites, sauf autorisation expresse. Tout manquement entraîne le versement de dommages et intérêts. Tous droits de propriété auteur ou versement de dommages et intérêts. Tous droits de propriété notamment en matière de brevets et de modèles.

Nur zu Gebrauch für den Empfänger. Weitergabe an Dritte, Vervielfältigung dieser Unterlage, Verwertung und Mitteilung ihres Inhalts nicht gestattet, soweit nicht ausdrücklich zugestanden. Zuwiderhandlungen verpflichten zu Schadenersatz. Alle Rechte für den Fall der Patent- oder Gebrauchsmuster-Eintragung vorbehalten.

Copying of this document, and giving it to others and the use or communication of the contents thereof, are forbidden without express authority. Offenders will be liable for the payment of damages. All rights are reserved in the event of the grant of a patent or the registration of a utility model or design.