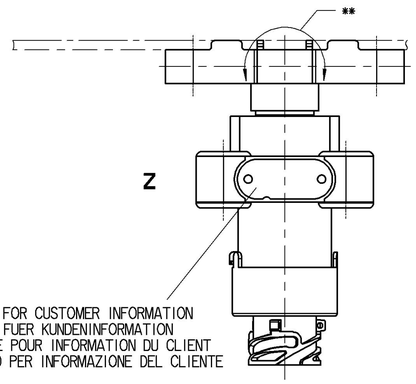

SPACE FOR CUSTOMER INFORMATION
PLATZ FUER KUNDENINFORMATION
ESPACE POUR INFORMATION DU CLIENT
SPAZIO PER INFORMAZIONE DEL CLIENTE

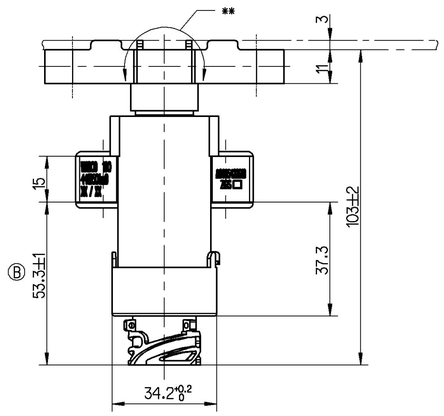

1) WABCO DEVICE NUMBER
WABCO-GERAETE NR.
NUMERO DE l'APPAREIL WABCO
NUMERO DELL' APPARECCHIO WABCO

2) MANUFACTURER NUMBER
HERSTELLER-NR.
NUMERO DE FABRICANT
NUMERO DELL PRODUTTORE

3) WEEK OF MANUFACTURE / YEAR OF MANUFACTURE
FERTIGUNGSWOCHE / FERTIGUNGSJAHR
SEMAINE DE FABRICATION / ANNEE DE FABRICATION
SETTIMANA DI FABBRICAZIONE / ANNO DI FABBRICAZIONE

4) PART NUMBER CUSTOMER
TEILENUMMER KUNDE
NUMERO DE PIECE CLIENT
NO. DELLA PART CLIENTE

1)-4) HOT STAMP PRINTING DEPRESSED
HEISSPRAEGUNG VERTIEFT

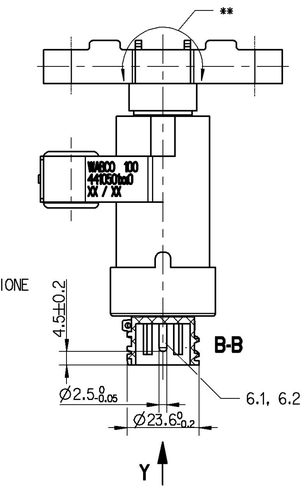

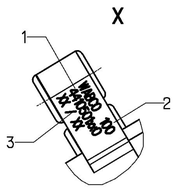

PLUG-IN CONNECTION
STECKVERBINDUNG (EL.) DIN 72585 A1-2.1-Sn/K2
CONNEXION A FICHE
ALLACCIAMENTO A SPINA

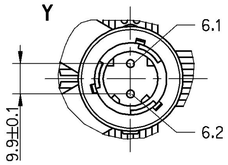

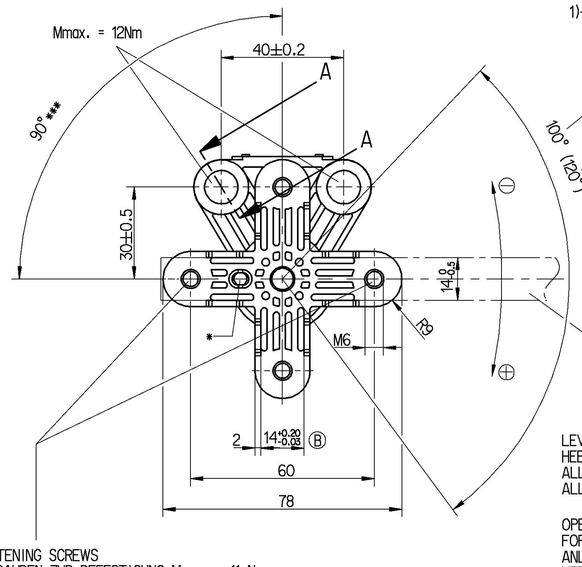

OPERATING RANGE
ARBEITSBEREICH
PLAGE DE TRAVAIL
ZONA DI LAVORO

DEFLECTION RANGE
AUSLENKUNGSBEREICH
PLAGE DE DEFLEXION
ZONA DI DEVIAZIONE

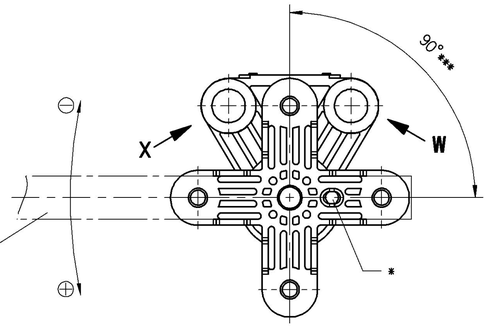

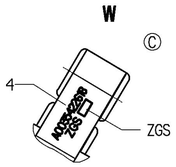

A-A

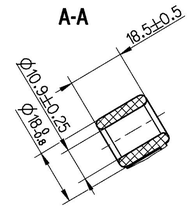

LEVER EXTENSION POSSIBLE; THROUGH HOLES FOR BOLT M6 MAX. Ø6.9mm
HEBELVERLAENGERUNG MOEGLICH; DURCHGANGSLOECHER FUER SCHRAUBE M6 MAX. Ø6.9mm
ALLONGEMENT DU LEVIER POSSIBLE; TROUS DE PASSAGE POUR VIS M6 MAX. Ø6.9mm
ALLUNGAMENTO DI LEVA POSSIBILE; FORI PASSANTI PER VITE M6 MASS. Ø6.9mm

OPERATING OF SENSOR IS POSSIBLE FROM FOUR SIDES,
FOR THIS PURPOSE TURN LEVER
ANLENKUNG DES SENSORS VIERSEITIG MÖGLICH,
HEBEL ENTSPRECHEND UMSCHWENKEN
COMMANDE DU DETECTEUR EST POSSIBLE DE QUATRE COTES,
A CETTE FIN TOURNEZ LE LEVIER
IL COMMANDO DEL SENSORE E POSSIBILE DEI QUATTRO LATI,
ORIENTARE LA LEVA CORRISPONDMENTE

INSTALLATION SPACE
EINBAURAUM
ESPACE POUR L'INSTALLATION
SPAZIO PER L'INSTALLAZIONE

2 FASTENING SCREWS
2 SCHRAUBEN ZUR BEFESTIGUNG Mmax. = 11 Nm
2 VIS DE FIXATION
2 VITI DI FISSAGGIO

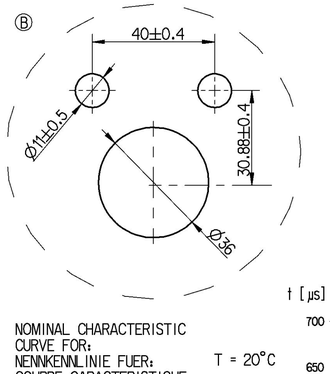

INDUCTANCE INCREASES
⊕ INDUKTIVITAET STEIGT
INDUCTANCE AUGMENTE
INDUTTIVITA AUMENTA

INDUCTANCE DECREASES
⊖ INDUKTIVITAET SINKT
INDUCTANCE DIMINUE
INDUTTANZA DIMINUISCE

* FIXING OF THE SENSOR IN CENTRAL POSITION BY MEANS OF MANDREL Ø4h8
FIXIERUNG DES SENSORS IN MITTELSTELLUNG MITTELS DORN Ø4h8
FIXATION DU DETECTEUR EN POSITION CENTRALE AU MOYEN DU BOULON Ø4h8
FISSAGGIO DES SENSORE IN POSIZIONE MEDIA PER LA SPINA Ø4h8

** Mmax.= 2 Nm (FOR 0.25% OF THE VIBRATIONS
(BEI 0.25% DER SCHWINGUNGEN Mmax.= 8 Nm)
(POUR 0.25% DES VIBRATIONS
(PER 0.25% DELLE VIBRAZIONI

*** RELATIVE POSITION BETWEEN SENSORFIXING AND FLANGE
RELATIVE LAGE ZWISCHEN SENSORFIXIERUNG UND FLANSCH
RELATIF POSITION ENTRE DETECTEUR FIXATION ET BRIDE
RELATIVO POSIZIONE FRA SENSORE FISSAGGIO E FLANGIA

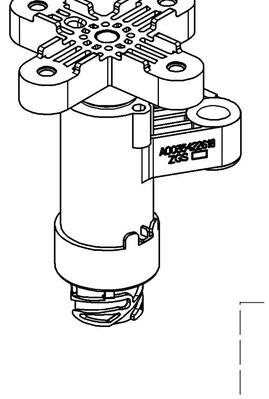

Ⓑ CHARACTERISTIC CURVE
KENNLINIE
COURBE CARACTERISTIQUE
CURVA CARATTERISTICA

NOMINAL CHARACTERISTIC
CURVE FOR:
NENNKENNLINIE FUER:
COURBE CARACTERISTIQUE
NOMINALE POUR:
CURVA CARATTERISTICA
NOMINALE PER:

T = 20°C

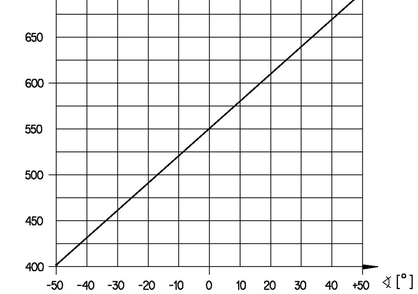

WITH TESTING DEVICE:
MIT PRUEFGERÄT: 884 903 955 0
AVEC APPAREIL A ESSAYER
CON APPARECCHIO DI PROVA:

ELECTRIC TERMINAL
6.1 ELEKTRISCHER ANSCHLUSS
6.2 BORNE ELECTRIQUE
MORSETTO ELETTRICO

MEASURING PRINCIPLE: MESSPRINZIP: PRINCIPE DE MESURE: PRINCIPIO DI MISURA:	INDUCTIVE INDUKTIV INDUCTIF INDUTTIVO
SUPPLY VOLTAGE: SPEISESPANNUNG: TENSION D'ALIMENTATION: TENSIONE D'ALIMENTAZIONE:	PULSE IMPULS 8...16 V DC IMPULSION IMPULSO
CURRENT CONSUMPTION: STROMAUFNAHME: CONSOMMATION DE COURANT: ASSORBIMENTO DI CORRENTE:	MAX. 90mA
THERMAL RANGE OF APPLICATION UNDER NORMAL AMBIANT CONDITIONS: THERM. ANWENDUNGSBEREICH UNTER NORMALEN UMGEBUNGSBEDINGUNGEN: PLAGE DE TEMPERATURES SOUS DES CONDITIONS AMBIANTES NORMALES: CAMPO D'APPLICAZIONE TERMICA NELLE NORMALI CONDIZIONI AMBIENTALI:	-40°...+80°
SHORT TIME HEAT RESISTANCE: KURZZEITIGE WAERMEBESTAENDIGKEIT: RESISTANCE THERMIQUE TEMPORAIRE: RESISTENZA TERMICA PER BREVE PERIODO:	110°C FOR MAX. 1h 110°C FUER MAX. 1h 110°C POUR 1h MAX. 110°C PER 1h MAX.
MAINTENANCE REQUIREMENTS: WARTUNGSANFORDERUNGEN: ENTRETIEN: MANUTENZIONE:	NONE KEINE NON NON
INSTALLATION LIMITATIONS: EINBAUBESCHRAENKUNGEN: RESTRICTIONS D'INSTALLATION: LIMITAZIONE DI MONTAGGIO:	NONE KEINE NON NON
AMBIENT MEDIUM: UMGEBUNGSMEDIUM: FLUIDE AMBIANTE: FLUIDO AMBIENTE:	AIR (WATER-, OIL AND DUST CONTAINING) LUFT (WASSER-, OEL UND STAUBHALTIG) AIR (CHARGE D'EAU, D'HUILE ET DE POUSSIERE) ARIA (ACQQUOSO, OLEIFERO E POLVEROSO)

DISTANCE SENSOR WITHOUT TEMPERATURE COMPENSATION
WEGSENSOR OHNE TEMPERATURKOMPENSATION
CAPTEUR DE DEPLACEMENT SANS COMPENSATION DE LA TEMPERATURE
SESORE DI PROSSIMITA SENZA COMPENSAZIONE DELLA TEMPERATURA

CABLE BETWEEN SENSOR AND ELECTRONIC CONTROL UNIT (ECU)
KABEL ZWISCHEN SENSOR UND ELEKTRONIK
CABLE ENTRE DETECTEUR ET ELECTRONIQUE
DEL CAVO TRA SENSORE E CENTRALINA ELETTRONICA

LENGTH: LAENGE: MAX. 15m LUNGHEZZA: ESPANDA:	WIRE CROSS SECTION: ADERQUERSCHNITT: ≥1mm² FIL VUE EN COUPE: FILO SEZIONATO:

DISTANCE SENSOR CAN ONLY BE OPERATED IN CONNECTION WITH AN
APPROPRIATE ADAPTION CIRCUIT
WEGSENSOR KANN NUR IN VERBINDUNG MIT EINER GEEIGNETEN
ANPASSERSCHALTUNG BETRIEBEN WERDEN
LE DETECTEUR DE DISTANCE NE PEUT ETRE OPERE QU'EN
CONNEXION AVEC UN CIRCUIT D'ADAPTION APPROPRIE
IL SENSORE DI POSIZIONE NE PUO FUNZIONARE SOLO
IN ABBINAMENTO CON UN CIRCUITO DI ADATTAMENTO APPROPRIATO

TYPE OF PROTECTION ACC. TO DIN 40050: SCHUTZART NACH DIN 40050: MODE DE PROTECTION SUIVANT DIN 40050: TIPO DI PROTEZIONE SECONDO DIN 40050:	COMPLETE DEVICE WITH INSTALLED PLUG KOMPLETTES GERAET MIT MONTIERTEM STECKER APPAREIL COMPLET AVEC MONTE DE FICHE APPARECCHIO COMPLETO CO MONTATO DI SPINA	IP 6K9K

Ⓓ DIVERGENT TO THE WABCO INTERFACE DRAWING 858 000 844 4 DOC. CODE 607,
AIRED HOUSING VOLUME AMOUNTS TO ;
ABWEICHEND ZUR WABCO AUSFUEHRUNGSVORSCHRIFT 858 000 844 4 DOC. CODE 607,
BETRAEGT DAS BELUEFTETE GEHAEUSEVOLUMEN : 18,8 cm³
DIVERGENT AU WABCO INTERFACES DISPOSITION 858 000 844 4 DOC. CODE 607,
LE VOLUME AÉRÉ DE LOGEMENT EST:
DIVERGENTE AD ISTRUZIONE DELL'INTERFACCIA DI WABCO 858 000 844 4 DOC. CODE 607 ,
IL VOLUME VENTILATO DELL'ALLOGGIAMENTO È :

GENERAL SPECIFICATION: JED-334-0					
FURTHER TECHNICAL DATA:					
DOC. CODE:	SHEET: TO				
GENERAL TOLERANCES					
CLASS 1)	RANGE OF NOMINAL DIMENSIONS (± mm) ≤ 50	> 50 ≤ 180	> 180 ≤ 400	> 400	
FINE	0.5	1.0	1.5	2.0	±3°
MEDIUM ☒	1.0	2.0	3.0	4.0	
COARSE	2.0	3.5	5.0	6.5	
TAPPED HOLES ACC. ISO 4039 / JED-152					
1) TOLERANCE CLASS APPLIED CROSSMARKED					

DCN-NO.	REV.	DATE
091313	1xD	02-05-14
082355	1xC	02-02-28
082329	5xB	02-02-01
072853	3xA	01-08-24

Pro/ENGINEER DRAWING COPYRIGHT

DATE	SIGNATURE
DRAWN	
01-06-28	SPIEGEL
CHECKED	
01-06-28	HEINRICH
EXPERT CODE 794	

WABCO

DISTANCE SENSOR
WEGSENSOR
CAPTEUR DE DEPLACEMENT
SENSORE DI PROSSIMITA

MASS	SCALE	PRODUCT IDENTIFICATION NO.	DOC. CODE	SHEET
0.2 KG	1:1	441 050 121 0	605	1/1
SIZE A 1	TRI 142			

FUNCTION CODE	SHAPE CODE	PRODUCT TYPE	REPLACEMENT FOR
		00 ☒	

Dw.: 441050120__895
TM.: 441050120__JPI

DIESE UNTERLAGE DARF OHNE UNSERE AUSDRUECKLICHE ZUSTIMMUNG WEDER VERVIELFAELTIGT NOCH DRITTEN ZUGAENGLICH GEMACHT WERDEN. ZUWIDERHANDLUNGEN VERPFLICHTEN ZUM SCHADENSERSATZ. ALLE RECHTE VORBEHALTEN FUER DEN FALL DER ERTEILUNG EINES PATENTES ODER EINER GEBRAUCHSMUSTEREINTRAGUNG VORBEHALTEN.
THIS DOCUMENT AND GIVING IT TO OTHERS AND THE USE OR COMMUNICATION OF THE CONTENTS THEREOF ARE FORBIDDEN WITHOUT EXPRESS AUTHORITY. OFFENDERS ARE LIABLE TO THE PAYMENT OF DAMAGES. ALL RIGHTS ARE RESERVED IN THE EVENT OF THE GRANT OF A PATENT OR REGISTRATION OF A UTILITY MODEL OR DESIGN.
TOUTE COMMUNICATION OU REPRODUCTION DE CE DOCUMENT, TOUTE EXPLOITATION OU COMMUNICATION DE SON CONTENU SONT INTERDITES, SAUF AUTORISATION EXPRESSE. TOUS DROITS SERONT RESERVES EN CAS DE DELIVRANCE DE BREVET OU D'ENREGISTREMENT DE MODELE D'UTILITE OU DE DESSIN OU MODELE.